







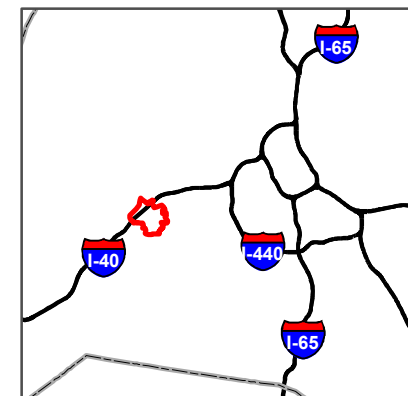


Legend

-  Pump Station
-  Rehabilitation Area
- Existing Gravity Sewer**
-  < 10" Diameter
-  10" - 16" Diameter
-  18" - 21" Diameter
-  24" - 30" Diameter
-  > 30" Diameter
-  Existing Force Main

Project Type:
Rehabilitation



Note: Project footprint is shown as an example, and has not been finalized through design.

Cleeces Ferry Rehabilitation

